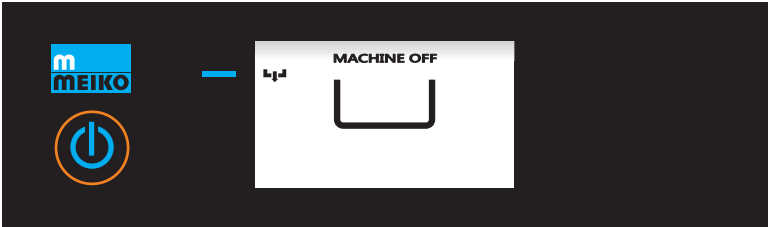



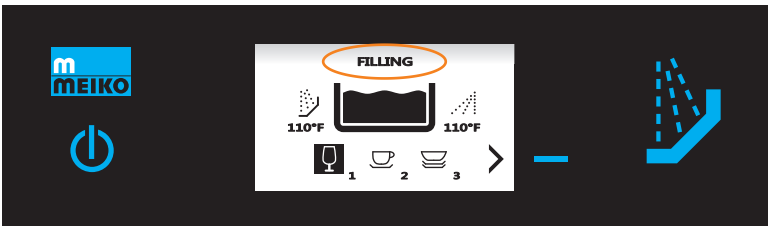
Startup




To turn the machine on, press **MEIKO** or open the door. The display will turn on.




Press and hold  until the display reads **FILLING**.






Wait for the machine to finish filling.  will flash **blue** as the machine fills, and the display will read **FILLING**.

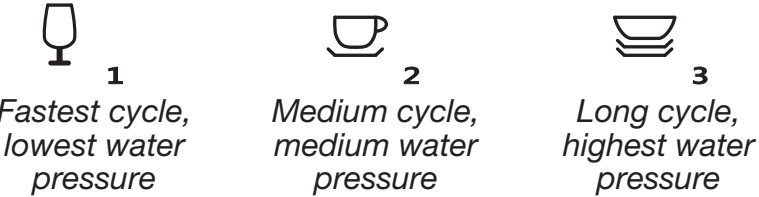


When the machine has filled,  will stop flashing, and the display will read **READY FOR OPERATION**.

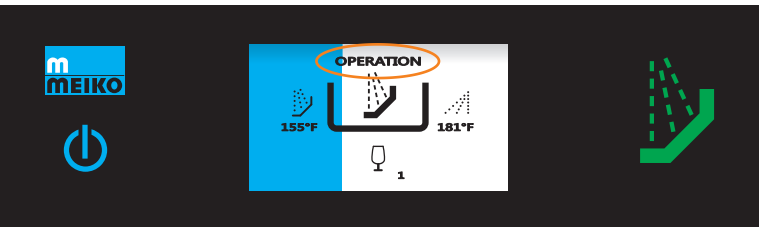
Operation




Select a cycle length by pressing  (next to the  or  arrows on the display). The highlighted cycle is active.





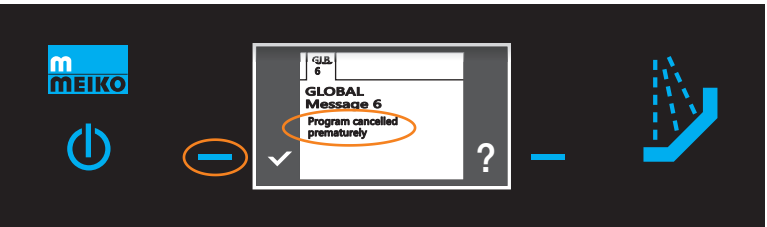
Press  to begin the wash cycle.





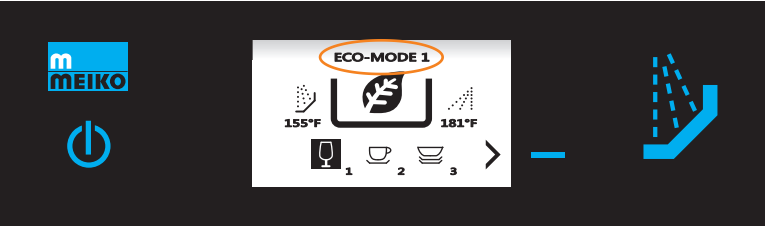
During the wash cycle,  is lit in **green**, and the display will read **OPERATION**. A **blue** progress bar moves across the display to show the remaining time in the cycle.



At the end of the cycle,  will change back from **green** to **blue** (). Open the door to remove and unload the clean dishrack.

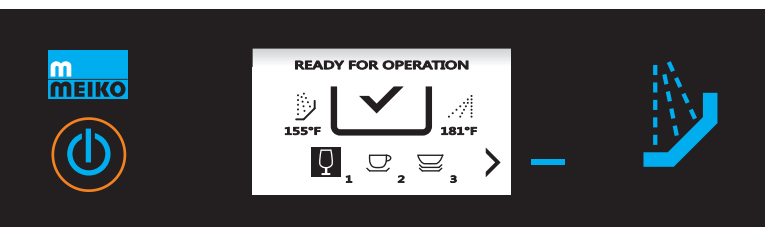


If the cycle is stopped before it completes, **Program cancelled prematurely** will appear on the display. To clear the message, press the  next to the  check mark.

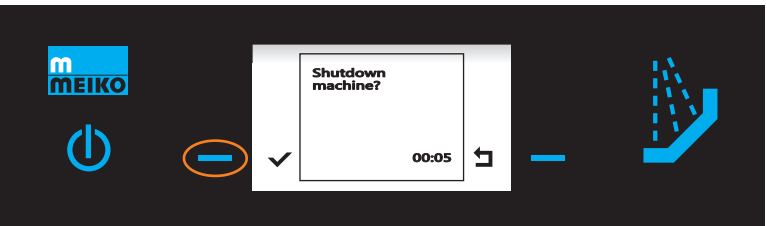




During idle periods, the display may show **ECO-MODE** as the machine enters an energy-saving standby mode. When a new cycle is started, the machine will return to normal operation automatically.

Shutdown



At the end of the shift, press  until the display reads **SHUTDOWN MACHINE?**



When prompted to **SHUTDOWN MACHINE?**, press the  next to the  check mark. The machine will perform a shutdown cycle, and then automatically shut itself off.

Daily Cleaning


With the machine shut off:



Remove the upper and lower wash arms.



Lift the scrap screen assembly out of the machine.



Remove the **blue** M-iClean filter from the bottom of the scrap screen.

Clean the wash arms, scrap screen and M-iClean filter at the sink using warm water.

Be sure to assemble all components back into the machine before operation.